

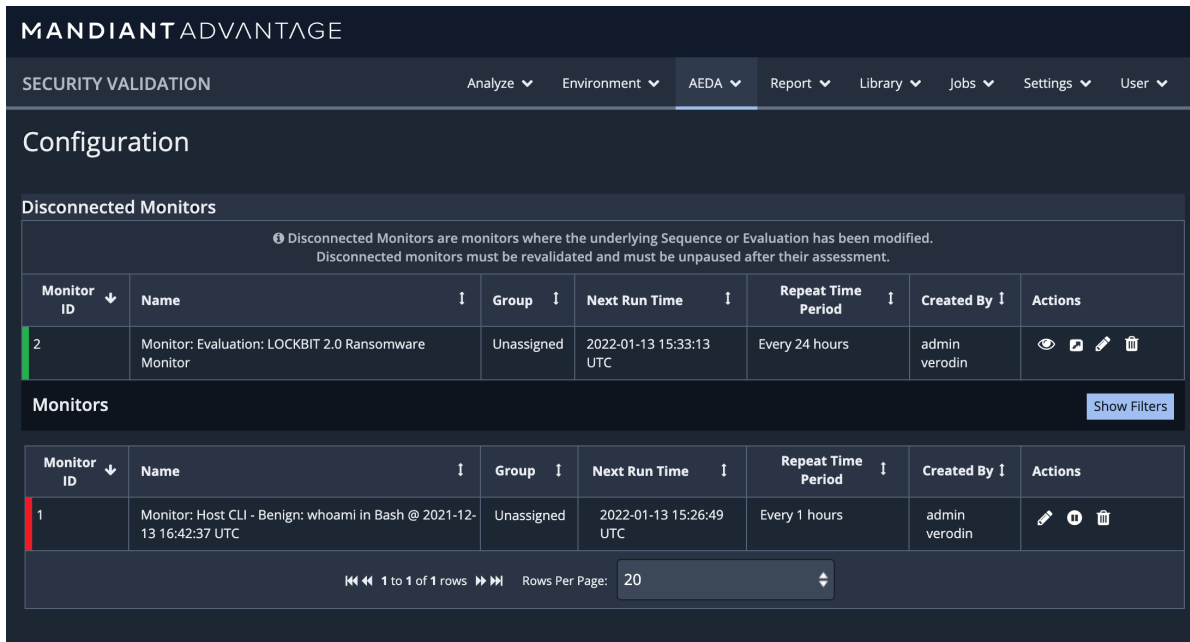
MONITOR CONFIGURATION SUMMARY

The **AEDA Configuration** page lists all Monitors that are configured in the Validation Platform. There are two sections on this page:

- **Disconnected Monitors:** Monitors that contain a Sequence or Evaluation that has been modified.
- **Monitors:** Monitors that are in a state where running them would not cause the Job to error. The Monitors could be actively running or be paused.

The Monitors in the tables are also color coded to give you a quick way to identify the status of each of your monitors. Look to the left of each Monitor ID to identify the status of the Monitor:

- **Green bar:** All Actions contained in Monitors are passing.
- **Red bar:** One or more Actions contained in Monitors are failing.
- **No bar:** The monitor has not been run, or when run, the Job errored.







MANDIANT ADVANTAGE

SECURITY VALIDATION Analyze Environment **AEDA** Report Library Jobs Settings User

Configuration




Disconnected Monitors

ⓘ Disconnected Monitors are monitors where the underlying Sequence or Evaluation has been modified. Disconnected monitors must be revalidated and must be unpaused after their assessment.

Monitor ID ↓	Name ↑	Group ↓	Next Run Time ↑	Repeat Time Period ↓	Created By ↑	Actions
2	Monitor: Evaluation: LOCKBIT 2.0 Ransomware Monitor	Unassigned	2022-01-13 15:33:13 UTC	Every 24 hours	admin verodin	   

Monitors




Show Filters

Monitor ID ↓	Name ↑	Group ↓	Next Run Time ↑	Repeat Time Period ↓	Created By ↑	Actions
1	Monitor: Host CLI - Benign: whoami in Bash @ 2021-12-13 16:42:37 UTC	Unassigned	2022-01-13 15:26:49 UTC	Every 1 hours	admin verodin	  

⏪ 1 to 1 of 1 rows ⏩ Rows Per Page: 20

Monitor Configuration page

From the AEDA Configuration page you can:

- **Create and Edit Monitors** (<https://docs.mandiant.com/home/msv-creating-and-editing-monitors>)
- **Review Monitors that are failing** (<https://docs.mandiant.com/home/msv-working-with-failed-monitors>)
- View the last Job that ran for a Monitor.
- Pause  and Restart  a Monitor.
This allows you to keep the Monitor but prevents it from running. Use this feature while you are addressing an issue the Monitor identified.
- View reason(s) a Monitor disconnected and review and update a disconnected Monitor.
See **Working with Disconnected Monitors** (<https://docs.mandiant.com/home/msv-working-with-disconnected-monitors>) for more information.
- Delete  Monitors.



NOTE: Pausing and restarting Monitors is tracked and added to the audit log.