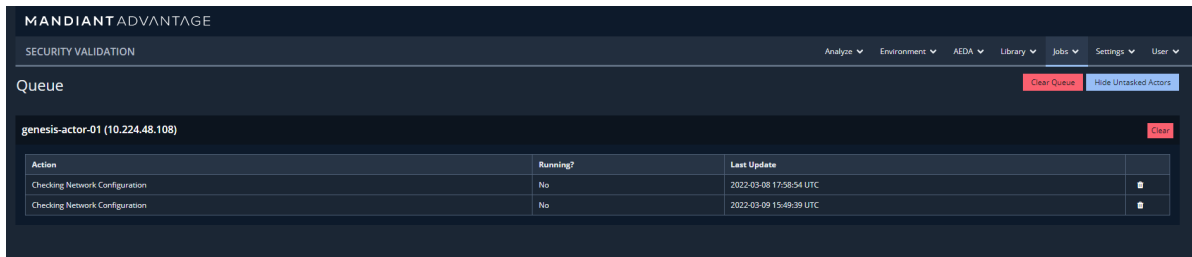


JOBS QUEUE


Jobs that include Actions, Sequences, or Evaluations that users have set up to run but have not run yet are added to the queue. System Jobs, such as CTTA and checking Actor Version, also appear in the queue. This allows you to quickly see which Actors are involved in Jobs that still need to run. To access the Job Queue, go to the Jobs menu and select Queue.

Here's an example of the queue:




(<https://dyzz9obi78pm5.cloudfront.net/app/image/id/62880b9a445d5e3e714b3b9c/n/job-queue.png>)

Jobs Queue

You can manage the queue by using one of the buttons at the top of the queue or  **Delete** next to a Job Action.

- **Hide Untasked Actors:** Toggles between displaying or clearing Actors that do not have a Job (task) in the queue currently.
- **Clear Queue:** Clears all queued Jobs. When selected, a prompt appears confirming whether you want to cancel any Jobs that are running currently.
- **Clear:** Clears all Job Actions for the Actor.



Occasionally, the Director and Actor become misaligned, due to database syncs, redis update issues, etc. This can cause Jobs to get stuck in the queue for an Actor, which in turn prevents pulling logs for that Actor because the Director thinks that the Actor is still running a Job when it isn't. You can resolve this issue by clicking the  icon for the individual Job Action you want to clear.