

SECURITY TECHNOLOGIES SETTINGS

Security Technologies Settings Page

The Security Technologies Settings page is where you view and create rules for identifying security technologies in your environment and add logos for the security technologies. To access this page, go to **Settings > Director Settings**. Then select **Security Technologies**.

Client-Specific Config - version 5 Save Config | Email JSON | Download backup | Add template ▾

```













Client-Specific Config [5]
├── 0 {4}
│   └── technology {4}
│       ├── vendor : Snort
│       ├── product : Snort IDS
│       ├── tech_type : IDS/IPS
│       └── logo : snort-sourcefire.png
│           ├── discovery {2}
│           ├── prevention {2}
│           └── type : network
├── 1 {4}
└── 2 {4}
                    
```

Verodin Default Config - version 30

```

Verodin Default Config [283]
├── 0 {4}
│   ├── type : endpoint
│   └── technology {4}
│       ├── vendor : McAfee
│       ├── product : McAfee Antivirus
│       ├── tech_type : Antivirus
│       └── description : Allows you to ingest McAfee EPO data for use in CIM compliant Splunk apps
│           ├── discovery {3}
│           ├── logs [1]
│           ├── 1 {4}
│           └── 2 {5}
                    
```

Security Technology Logos Upload logo

Logo	Vendor	Product	Version	Filename	Action
	3Com			3com_logo.jpg	 
	Amazon	CloudTrail		aws_cloudtrail.png	 
	Amazon	GuardDuty		aws_guardduty.png	 
	Ambion			ambion_logo.jpg	 

Security Technologies settings

When jobs are processed, the platform examines the events culled from integrations and compares the fields to the security technology definitions. The Validation Platform comes pre-populated with definitions for the common security technologies. The technologies that are identified are populated in the Security Technologies tables under **Environment > Security Technologies**. Their logos will also appear on the map.

If you have a security technology that the Validation Platform does not have a definition for, you can create new rules. If you are comfortable working with JSON, you can write these in the Client-specific Config area of this page. If you do not want to write it out using JSON and you have a Job with events that don't have a defined security technology, you can also use the EVP process. This can be started from Job Results or from the Gauges. See [Creating New Security Technology Definitions](#) for more information.

Network Security Technology Definitions

The network security technology definitions include the following sections.

- Technology:
 - Entry that provides overview details of the security technology, such as vendor, product, security technology type, and optional entries like description, logo, and version
- Prevention:
 - Entry that populates if prevention is possible for that technology
 - Entries that show how integrations know that the security technology blocked a behavior or attack



NOTE: This section is optional.

- Discovery:
 - Entries that represent how integrations identify or discover the security technology, which include the following:
 - type: How integrations identify the security technology (this will always be "field")
 - field: Name of the field where the information comes from
 - value: Value in the field

The following figure shows an example of one of the Validation Platform's pre-configured network security technology definitions.

```
Verodin Default Config - version 30
394 results network
▼ 8 {4}
  type : network
  ▼ technology {4}
    vendor : Palo Alto Networks
    product : Palo Alto Firewall
    tech_type : Firewall
    description : Parses Palo Alto firewall log data for use in CIM compliant Splunk apps
  ▼ prevention {6}
    ▼ arcsight [1]
      ▼ 0 {1}
        Name : \\b(block|blocked|block-ip|block-url|deny|denied|drop|drop-icmp|drop-all|reset-both|reset-server|reset-client|sinkhole)\\b
      ► logrhythm [2]
      ► mcafee [1]
      ► palo_alto [1]
      ► qradar [1]
      ► splunk [2]
    ▼ discovery {5}
      ► splunk [6]
      ▼ arcsight [1]
        ▼ 0 {3}
          type : field
          field : Device Product
          value : Palo Alto Firewall
      ► qradar [1]
      ► mcafee [2]
```

Example of a Network Security Technology Definition

Endpoint Security Technology Definitions

Endpoint security technology definitions include the following sections:

- Technology:
 - Entry provides overview details
- Discovery:
 - Entries that represent how the security technology is discovered. This includes the type, which is how the integrations identify the security technology (this could be file_exists, directory_exists, service_exists, or program installed).



NOTE: Additional fields will be included based on how the "type" field is populated.

- Logs:
 - Entry identifies the log type and source that the Validation Platform pulls events from and lists any logs on the operating system where events could be found.

This determines where we look for host events on an Actor when running Host CLI Actions. This can come from Windows event logs or a flat log file. In the config, a logs item must have a `type` key that can be either `event_log` or `file`. Depending on the type value, we require different additional fields.

For `event_log` type items:

- `value`: this is the log name, for example, "Application" or "Security"
- `filter`: this is a dictionary with a single key `source`, which is a list of log source values to filter by. The log source value corresponds to the Name attribute of the System Provider field in Windows event logs. There's an example of this later in this section.

◦ For `file` type items:

- `value`: this is the filepath of the log file to check
- `regex`: a multi-line Python-compatible regex used to parse log entries. Named groups must use the syntax `(?P<group name>)`. We will respect the following list of group names in the regex, although you can include additional ones, if appropriate:
 - computer
 - message
 - src_log_file
 - log_name
 - event_id
 - category
 - event_type
 - user
 - opcode
 - keywords

• Prevention:

◦ Entries that represent how the Validation Platform knows the security technology blocked a behavior or attack



NOTE: This section is optional.

An example of one of the Validation Platform's pre-configured endpoint security technology definitions is available in .

```

VERODIN DEFAULT CONFIG - version 29



▶ 275 {3}
▶ 276 {3}
▼ 277 {5}
  type : endpoint
  ▼ technology {4}
    vendor : Microsoft
    product : Windows Defender AV
    tech_type : Antivirus
    logo : windows_defender_logo.png
  ▼ discovery {1}
    ▼ endpoint [2]
      ▼ 0 {2}
        type : service_exists
        service : WinDefend
      ▼ 1 {2}
        type : service_exists
        service : WdNisSvc
    ▼ logs [1]
      ▼ 0 {3}
        type : event_log
        value : Microsoft-Windows-Windows Defender/Operational
        ▼ filter {1}
          ▼ source [1]
            0 : Microsoft-Windows-Windows Defender
    ▼ prevention {1}
      ▼ endpoint [1]
        ▼ 0 {1}
          [Event][RenderingInfo][Message] : (Microsoft|Windows) Defender( Antivirus)? has taken action to protect this machine
  
```

Example of an Endpoint Security Technology Definition

Creating New Security Technology Definitions

If you have a security technology that the Validation Platform does not have a definition for, or for which information is missing, you can manually add the security definition. This can be for a new security technology or to add information to an existing technology. If you are comfortable working with JSON, you can write these in the Client-specific Config area of this page.

If you do not want to write it out using JSON and you have a Job with events that don't have a defined security technology, you can also use the EVP process, which includes using existing events and the forms that are part of EVP. You can create new network and endpoint security technology definitions using the template in the Security Technology settings by switching the text to the other option. You can use the parsed event to populate the definitions. See [Effectiveness Validation Process \(EVP\)](https://docs.mandiant.com/home/effectiveness-validation-process-emp) (<https://docs.mandiant.com/home/effectiveness-validation-process-emp>) for more information.

For example, you can add definitions for how the integrations discover the security technology (represented by the ) or how the integrations identify when the security technology prevented/blocked a test (represented by the ).

icon).

Access this form by clicking on one of the following options:

- The security technology icon (or +) from an event in a Job
- The unknown technology process for the Gauges
- The filtered Jobs list for the MITRE Dashboard

Create/View Security Technology

Entry Type

Security Technology

Vendor*

Product*

Version

Product Type*

Product Logo

Integration Type

Discovery

User Defined

Verodin Defined

Prevention

User Defined

Verodin Defined

HTTP Exfil/Upload of PII Data

Field	Value	Actions
[_source][@timestamp]	2019-06-17T17:28:14.000Z	
[_source][@version]	1	
[_source][alert]	POST http://10.10.0.100/ HTTP/1.1	
[_source][bytes]	13	
[_source][destination_ip]	10.10.0.100	
[_source][destination_port]	80	
[_source][host]	verodin-ai0-privoxy	
[_source][message]	10.10.10.100 - [17/Jun/2019:17:28:14 +0000] "POST http://10.10.0.100/ HTTP/1.1" 200 13	
[_source][path]	/var/log/privoxy/logfile	
[_source][privoxy_timestamp]	17/Jun/2019:17:28:14 +0000	
[_source][response_code]	200	
[_source][source_ip]	10.10.10.100	
[_source][type]	privoxy	
[_source][user_identifier]	-	
[_source][userid]	-	
_id	5L17ZmsBHCoinAr7dO2L	
_index	logstash-privoxy-2019.06.17	
_score	1.5753641	
_type	doc	

unpopulated form

Create/View Security Technology

Event was discovered as Palo Alto Networks Palo Alto Firewall

Entry Type: Network

Security Technology: Palo Alto Networks Palo Alto Firewall

Vendor*: Palo Alto Networks

Product*: Palo Alto Firewall

Version:

Product Type*: Firewall

Product Logo: palo_alto_logo.png

Integration Type: qradar

Discovery

User Defined: None Defined

Verodin Defined: Entry 0 - logsourcetyname_devicetype : Palo Alto PA Se...

Prevention

User Defined: None Defined

Verodin Defined: Entry 0 - qidname_qid : \b(block|blocked|block-ip|blo... ❌

Add Security Technology Definition

Host CLI - Defense Evasion, Persistence, & Privilege Escalation - Valid Accounts

Field	Value	Actions
destinationip	10.16.101.30	↩️ 🛡️
destinationport	443	↩️ 🛡️
hasoffense	false	↩️ 🛡️
hostname_logsourceid	Unknown Host 71	↩️ 🛡️
logsourcename_logsourceid	PaSeries @ PA-VM	↩️ 🛡️
logsourcetyname_devicetype	Palo Alto PA Series	↩️ 🛡️
qid	53500021	↩️ 🛡️
qidname_qid	Session Allowed	↩️ 🛡️
sourceip	10.16.107.36	↩️ 🛡️
sourceport	54656	↩️ 🛡️
starttime	1531937065951	↩️ 🛡️

populated form

As customers send us their custom definitions, we will review and integrate them into the pre-defined definitions as appropriate.