
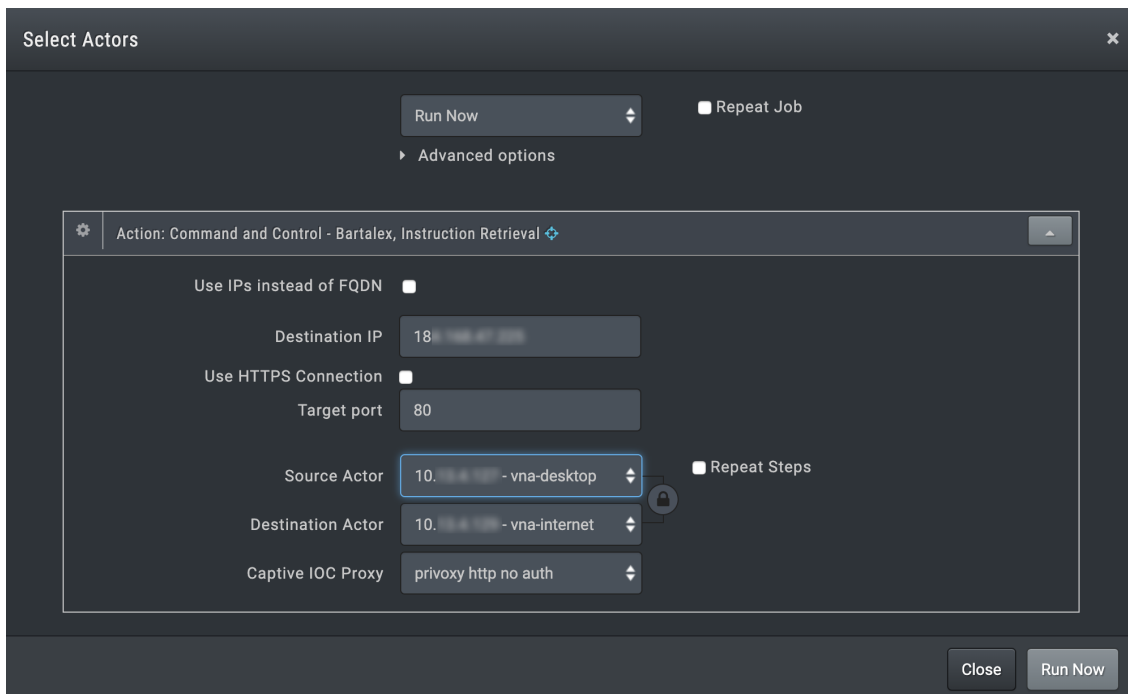


RUN A PCAP ACTION AS A CAPTIVE IOC PCAP ACTION

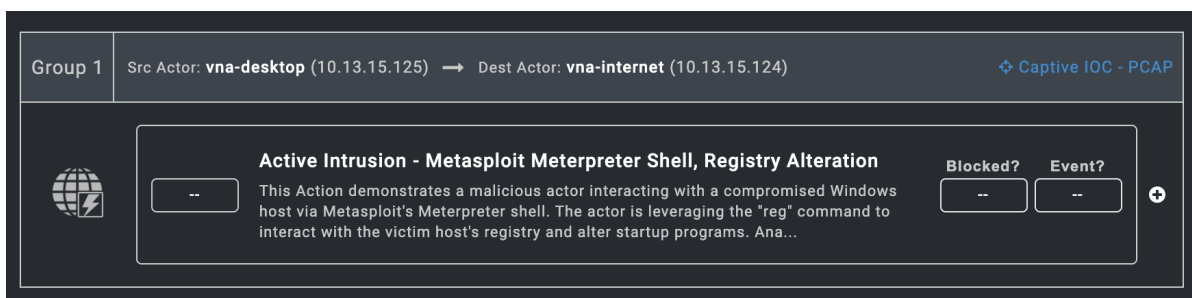
When you have TAAM, regular PCAP-based Actions that include HTTP traffic can be run as a Captive IOC Action.

1. Within the Director, go to **Library > Actions**.
You can use the **Filters** (any mix of **Tags**, **Content Source**, **Last Run Status** with **AND/OR** operators), or search functionality to help identify the specific content that you want to run. You can use the **Sort By** option to reorder the results by **Name**, **VID**, **Modified**, **Last Added**, **Last Run**, or **Total Runs**.
2. Identify a PCAP-based Action you want to run and click **Run as Captive IOC-PCAP** . This opens the Job Definition window and automatically expands the runtime parameters.



Job Definition for regular PCAP Action run as Captive IOC

3. (Optional) Modify the runtime parameters.
4. Select your **Source** and **Destination Actors**.
5. (Optional) If necessary, select the **Captive IOC Proxy**.
6. Click **Run Now**. The Job page appears and the Action group includes the Captive IOC - PCAP logo.



Job for standard PCAP Action run as Captive IOC

