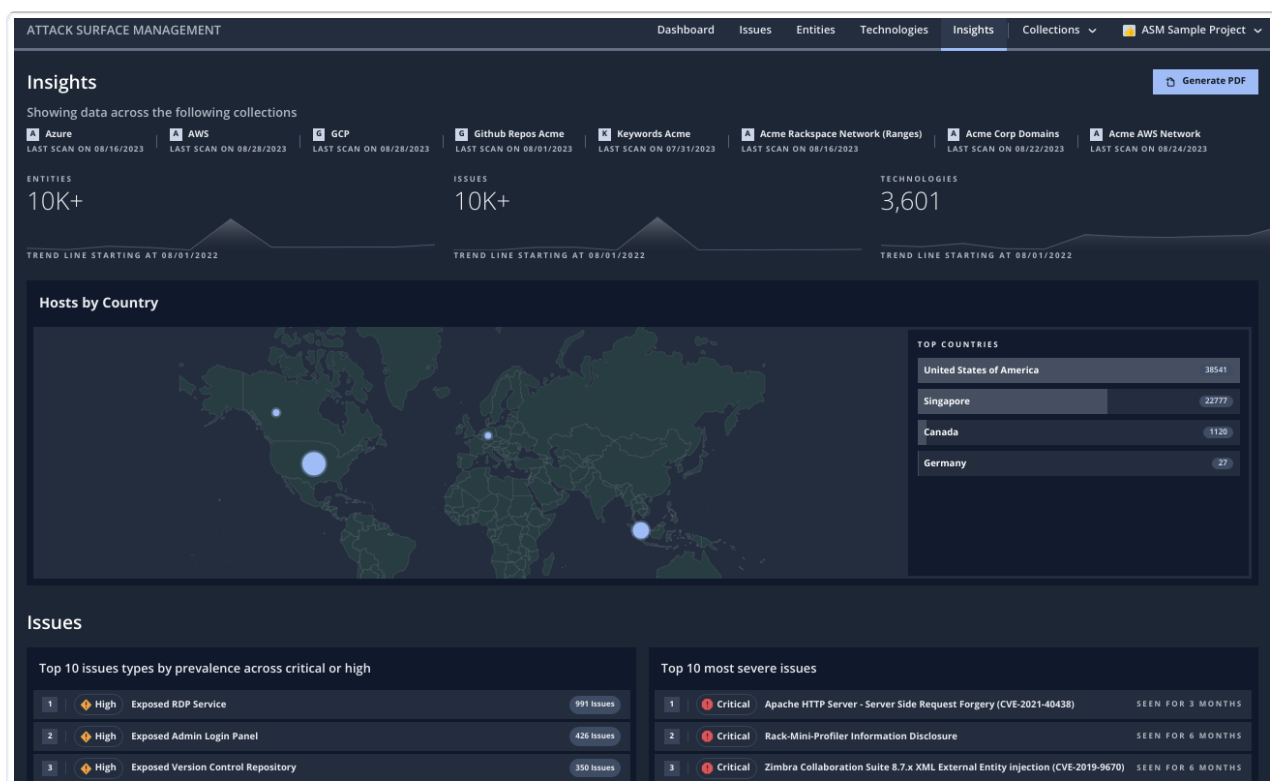


## INSIGHTS OVERVIEW

**Insights** (<https://asm.advantage.mandiant.com/insights>) is a Mandiant Advantage Attack Surface Management (MA-ASM) reporting feature. The data reflected in this dashboard is related to the Collections that are selected. You can select specific Collections to modify the data presented to suit your needs. The names of the selected Collections are listed along with the number of associated **Entities** (<https://docs.mandiant.com/home/asm-entities>), **Issues** (<https://docs.mandiant.com/home/asm-issues>), and **Technologies** (<https://docs.mandiant.com/home/asm-technologies>). Various widgets related to these Entities, Issues, and Technologies are also provided.



The data is refreshed upon the completion of each Collection scan. The last scan date is listed with the Collection name.

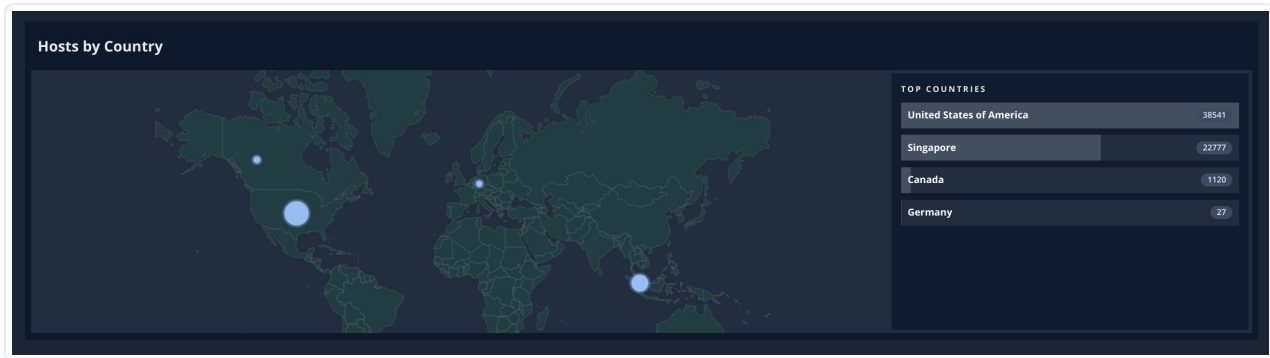


### Widgets

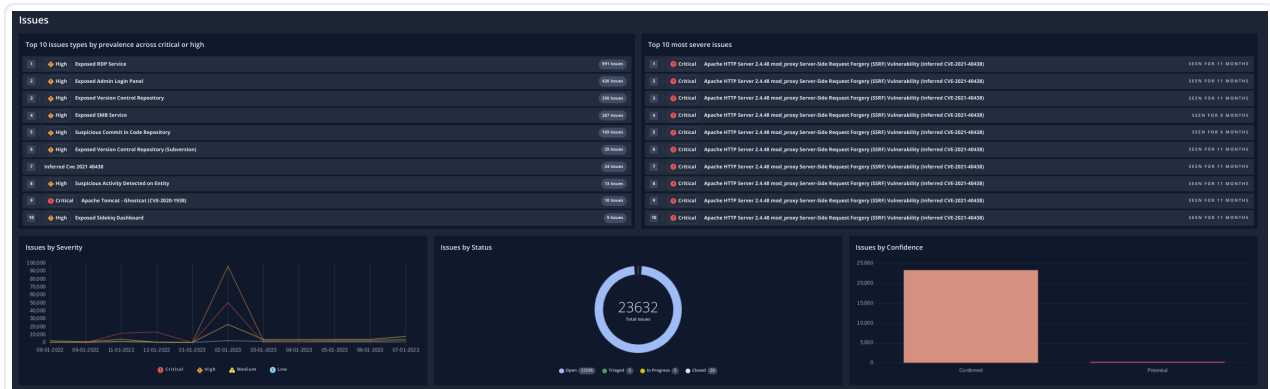
Widgets include more detailed information about data from the selected Collections. Depending on the widget, you can click or hold the pointer over the data for more information. The following is an outline of the provided widgets:

#### Hosts by Country widget

Explore the the distribution of hosts across the globe.

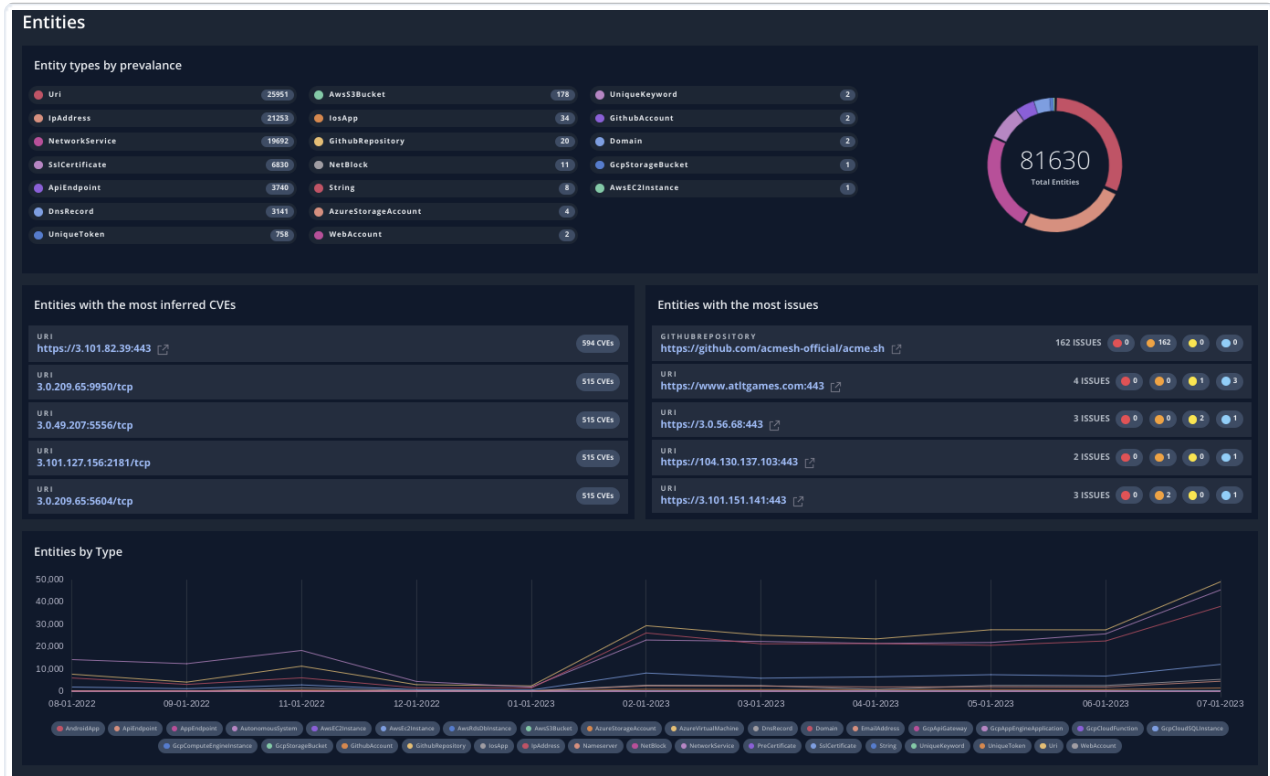


## Issue widgets



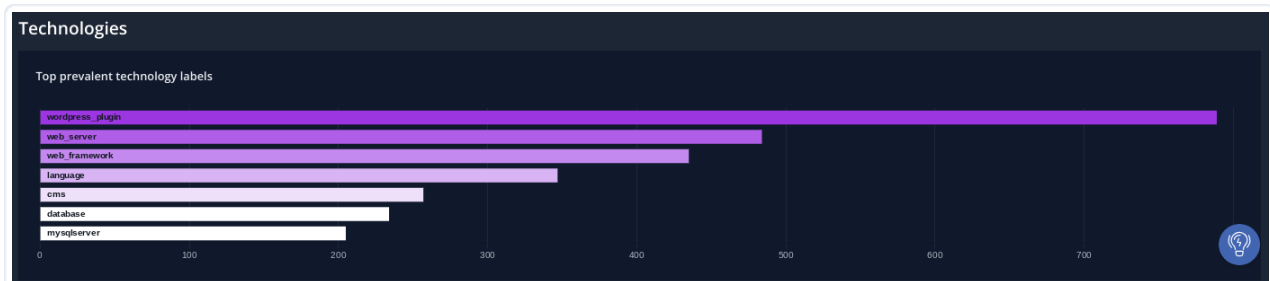
- **Top 10 issue types by prevalence across critical or high** : View the top ten most common Issue types of Issues that have a **severity** (<https://docs.mandiant.com/home/asm-issue-severity-definitions-and-examples>) of critical or high.
- **Top 10 most severe issues** : View the top ten most severe Issues. Critical is the highest Issue severity.
- **Issues by Severity**: View Issues by severity over time and understand their criticality.
- **Issues by Status**: View the breakdown of Issue **status** (<https://docs.mandiant.com/home/asm-issues#status>) to understand how many Issues are being addressed by your security team at any moment.
- **Issues by Confidence** (<https://docs.mandiant.com/home/asm-issues#confidence>): Compare how many Issues MA-ASM has determined to be confirmed versus potentially vulnerable.

## Entity widgets



- **Entity types by prevalence:** View the most common Entity types.
- **Entities with the most inferred CVEs:** View the Entities with the most associated **inferred CVEs** (<https://docs.mandiant.com/home/asm-entities#inferred-vulnerabilities>).
- **Entities with the most issues:** View the Entities with the most associated Issues, excluding Issues of informational severity.
- **Entities by Type:** View the number of Entities of each type over time.

### Technology widgets



- **Top prevalent technology labels:** View the most common Technologies identified in the selected Collections.

### Export an Insights PDF

You can create a PDF containing all the information visible on the Insights dashboard.

1. From the **Collections** menu, select the Collections you want to include in your dataset.

ATTACK SURFACE MANAGEMENT

Dashboard Issues Entities Technologies Insights Multiple selec... ASM Sample Project

### Insights

Showing data across the following collections

- GCP LAST SCAN ON 08/28/2023
- Keywords Acme LAST SCAN ON 07/31/2023
- Acme Corp Domains LAST SCAN ON 08/22/2023

ENTITIES 1,846

ISSUES 100

TREND LINE STARTING AT 09/01/2021

### Hosts by Country

Select Collection

8 Collections

- All Collections
- Azure LAST SCAN 08/16/2023
- AWS LAST SCAN 08/28/2023
- GCP LAST SCAN 08/28/2023
- Github Repos Acme LAST SCAN 08/01/2023
- Keywords Acme LAST SCAN 07/31/2023
- Acme Rackspace Network (Ranges) LAST SCAN 08/16/2023
- Acme Corp Domains LAST SCAN 08/22/2023
- Acme AWS Network LAST SCAN 08/24/2023

Collection Settings

Generate PDF

2. Click **Generate PDF** to export.